

Dinosaur Rubbing Plates

ROYLCO/USA
5310/17039

Dig into din-o-mite fun while discovering Dinosaur names and facts with our uniquely designed dinosaur body and skeleton plates!

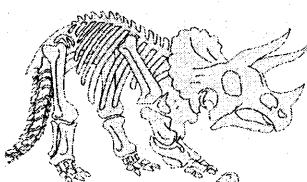
Dinosaur Rubbing Plates are a dynamic way to combine educational learning with the fun of artistic expression. As children study different dinosaurs and their skeletal outlines, they can express what they've learned with imaginative artwork. Or, try one of the cool art projects below!

Before you get started tips:

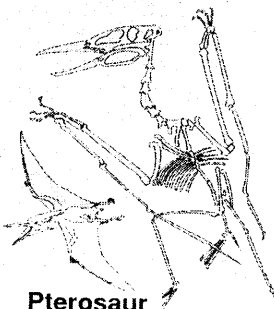
- Use crayons, chalk, pencils, colored pencils, or finger paint. *Hint: Jumbo-sized crayons for little hands work well.*
- Rub crayons and chalk sideways for better impressions.
- Work on hard flat surfaces.
- Experiment with different papers.
- Tape the stencils down to a table for smaller children.
- Make a stamp with washable markers. Write on the lines of a rubbing plate and press onto a piece of paper. Clean with a soapy washcloth. Build a dino cave with cave paintings: Make dinosaur impressions on a long sheet of brown package paper. Hang the paper around a desk or small table which is turned on its side. Allow children to "explore" their dino cave. Use *R5507 Dip & Print Dinosaurs* to add dinosaur paintings to the "cave" walls!

■ **Create large moveable dinosaur skeletons!** Create a clear dinosaur skeleton image from a **Dinosaur Rubbing Plate**. Use an overhead projector to enlarge the dinosaur image and project the image on a large sheet of poster board. Use a marker to draw the outline of the dinosaur skeleton on the poster board. Carefully cut out the moveable parts of the dinosaur. (Head, tail, legs, etc.) Use brass fasteners to connect the body parts together. Hang your dinosaur from the ceiling to create a dinosaur world!

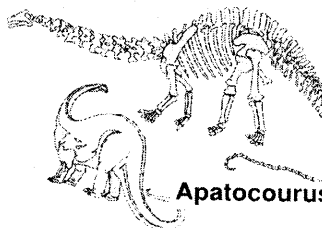
■ **Travel back in time with a dinosaur mural.** Use an empty bulletin board to create a dinosaur mural for your room. First make rubbings from each dinosaur plate. Cut out each rubbing. Then, use *R15333 Botanical Cuts*, *R15259 Flower Paper*, *R52025 Dinosaur Fold Ups*, and *R15240*



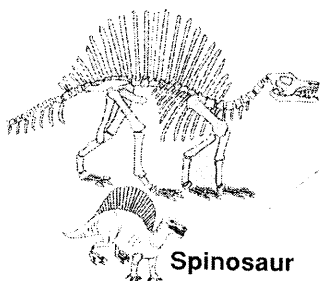
Triceratops



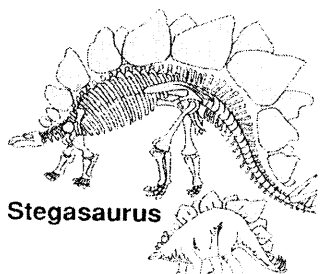
Pterosaur



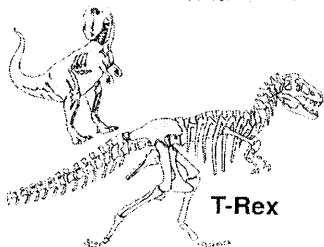
Apatocourus



Spinocourus



Stegosaur



T-Rex

Dinosaur Paper to create a dinosaur habitat. Place dinosaurs in various places throughout their habitat. Instruct children to make up a story about traveling back in time to live with the dinosaurs!

■ **Design a dinosaur shadowbox!** Paint the inside of a small box to represent a prehistoric world. Then, use clay to create a volcano in the back of the box. *Hint: R2114 Colored Rice works great for lava or sand. Add Botanical Cuts and pipe cleaners for vegetation, and hang cotton balls for clouds.*

Make rubbings of dinosaurs and decorate them. Paste the rubbings onto poster board. Cut out dinosaur shapes and arrange in your shadowbox!

■ **Publish your own dinosaur notebook!** Study a different rubbing plate and the dinosaur it represents each day. Write down the information you learn in the pages of a notebook. Use **Dinosaur Rubbing Plates** to make impressions on typing paper. Use markers and crayons to fill in the lines on your impressions. Glue impressions in your notebook under the reports you've written. Place all pages in a binder for display in your classroom library.

Roylco makes other fun, educational products for parents, teachers, and children. Write to us for a free catalog featuring our complete product line. Check out the following products at your local educational supply store or mail order company, craft and hobby shop, or toy store:

- R5617 Dinosaur Tracks Stencils*
- R5854 Dinosaur Unruly Rulers*
- R52023 Dinosaur Footprints Molds*
- R14234 Dinosaur Sticky Shapes*
- R5507 Dip & Print Dinosaurs*
- R9307 Double Dinosaur Super Tags*

For more great ideas, check out our website: www.roylco.com. Or, feel free to contact us with any questions or comments. We'd love to hear from you!

Roylco, Inc.
3251 Abbeville Hwy.
Anderson, SC 29624
USA
(800) 362-8656

Roylco Limited
30 Northland Road
Waterloo, ON Canada
N2V 1Y1
(800) 265-2794

Email: us@roylcoinc.com